cninf 中国证监会指定信息披露网站 巨潮资讯网 http://www.cninfo.com.cn

C

c

“ ”

	(%)
1 1	
1 - 2	
2 - 3	
3 - 4	
4 - 5	
5 5	

“ ”

“ ”

“ ”

ϵ

±

“ ”

C

“

”

“

”

“ ”

“ ”

“ ”

-

“ ”

“ ”

		2006	2007		

× ÂÄ X •° B… |`q•] ä „)[×aòÁ 1~A 15B H=

		×		

× ×

× ×

×

×

×

× “

×

×

	m	m/h	mm	kw
TH315	30.5	30	500	15

×

×

× ×

× ×

×

×

×

× ×

×

“ ” “

” “

” “

”

×

“ ”

U ﻳ ﻟ

Q

×

21					
22					
23					
24					

$$\sum_{t=}^{n} \frac{t}{+ \qquad t}$$

	/	2009 8-12	2010	2011	2012	2013	2014
	beta						
	/						
1							
1							

/							
:							

= ×

×

-		
-		
-		

“ ”

≥

→ → → →

→

→ → → → →

→ → → → → →

→ → → → →

± ×

± χ

± ×

± ×

± ×

×

× ×

×

× “

×

×

π

2 ×

×

×

6#					
7#					
6#					
6#					
7#					
7#					
6#					
7#					
6#					
7#					
6#					

7#		

×

×　　×

×

×

× ×

×

×

	≤	≤
	≤	≤
	≤	≤

×

×

		×			
		+ ×			
		×			
		×			
		×			
		×			
		+ ×			

		×			
		×			
		×			
		×			
		×			
		×			
		×			

×

×

× × ×

×

× ×

× ×

×

×

1		30		28
2		40		36

3		12		11
4		10	247MW/247MW	9
5		8		7
		100		91

× ×

×

×

×

×

×

Ì z Ò

6 U Ò ¥ z

×

—

			%	
1				
1.1		A×	3.10%	3.51-1
1.2		A×	0.38%	3.51-2
1.3		A×	2.26%	3.53-1
2				
2.1		A×	0.27%	3.54-1
2.2		A×	1.89%	: 2002 10
2.3		A×	0.05%	3.54.5

		% ×			

×

≈

2

		Φ		

×　　×

×　　×

×

×

—

—

“ ”

“ ”

—		

	C	8				
	C	8				

	C	8				
	C	8				
	C	8				
	C	8				
	C	8				

	m2		

“ ” “

”

“ ”

” Y ă

“ ”

5

—

“ ” “ ”

“

”

× × ×

×

∑		

× × ×

×

× × × ×

×

×

C

C

C

210MW

6 7 6 1998 7 2003

7 2002 12

420MW

“

6.77% 2009

د

د

د

1

$$\sum_{t=}^{n} \frac{}{+} \quad {}^{t}_{t}$$

1

2

WACC

WACC=Re × E/ D+E +Rd × D/ D+E × 1 T

Re

Rd

D/E

T

Re CAPM

= +(( )−)×β+β

Rf

β Beta

E Rm

βs

3

4

C

2

= + - -

3

1

1 C

2 C

3 C

4

5

2

1 C

2 C

3 C

4 C

5 C

6 C

7 C

8 C

9 C

10 C

11 C

12

13

14 C

C 2009

7 31

ü

ü

ü

× ×

×

×

= + - -

C

1 C 2006 -2008

2 C

3

4

5

6

“ ”

图1 2004-2008年国内生产总值及其增长速度

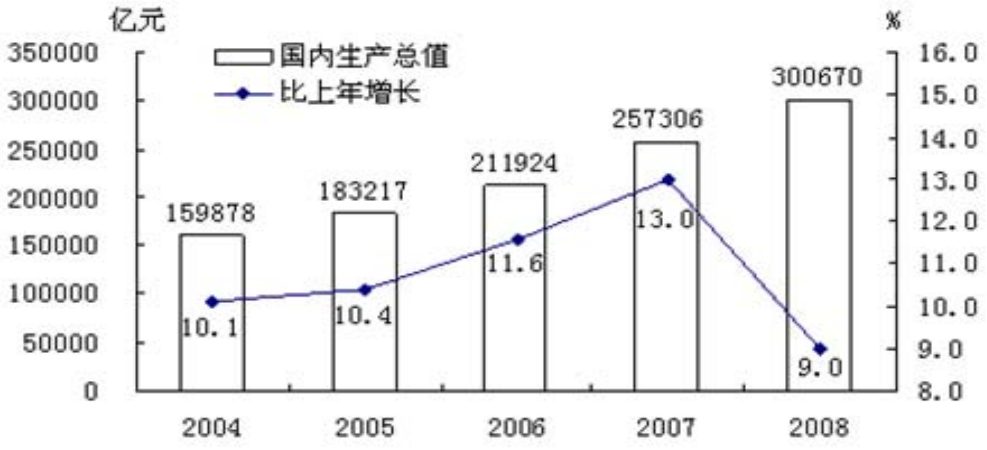

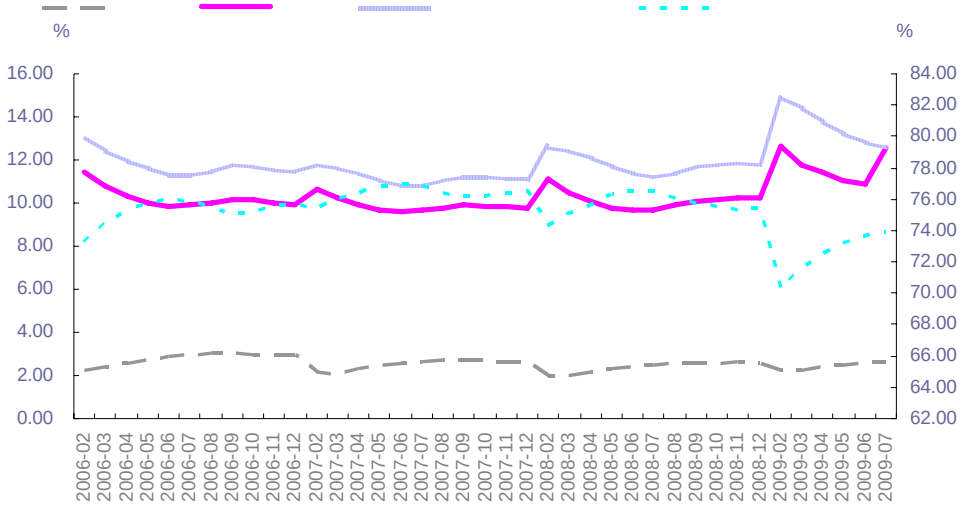
%
%
16.00
14.00
12.00
10.00
8.00
6.00
4.00
2.00
0.00
84.00
82.00
80.00
78.00
76.00
74.00
72.00
70.00
68.00
66.00
64.00
62.00
2006-02
2006-03
2006-04
2006-05
2006-06
2006-07
2006-08
2006-09
2006-10
2006-11
2006-12
2007-02
2007-03
2007-04
2007-05
2007-06
2007-07
2007-08
2007-09
2007-10
2007-11
2007-12
2008-02
2008-03
2008-04
2008-05
2008-06
2008-07
2008-08
2008-09
2008-10
2008-11
2008-12
2009-02
2009-03
2009-04
2009-05
2009-06
2009-07

“ ” “ ”

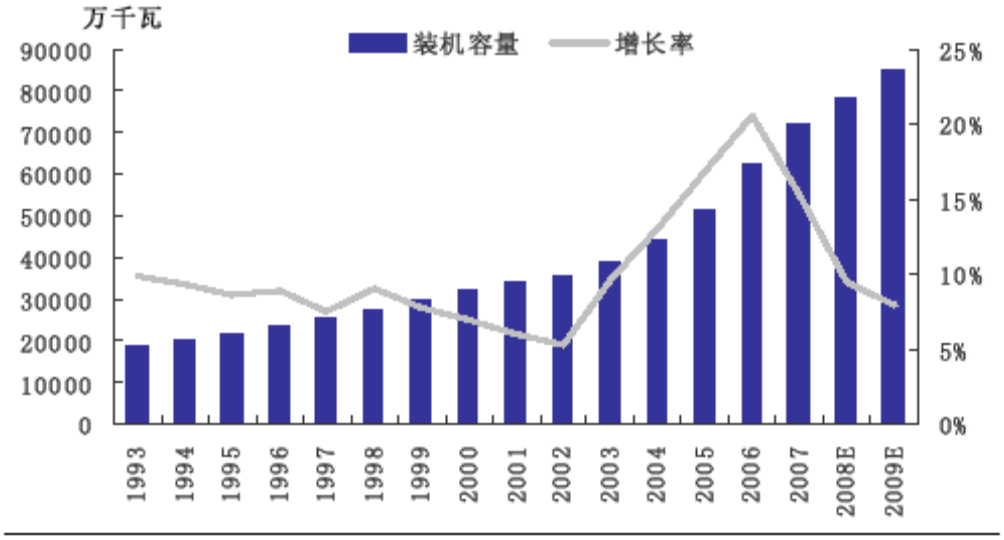
万千瓦
装机容量
增长率
90000
80000
70000
60000
50000
40000
30000
20000
10000
0
25%
20%
15%
10%
5%
0%
1993
1994
1995
1996
1997
1998
1999
2000
2001
2002
2003
2004
2005
2006
2007
2008E
2009E

4

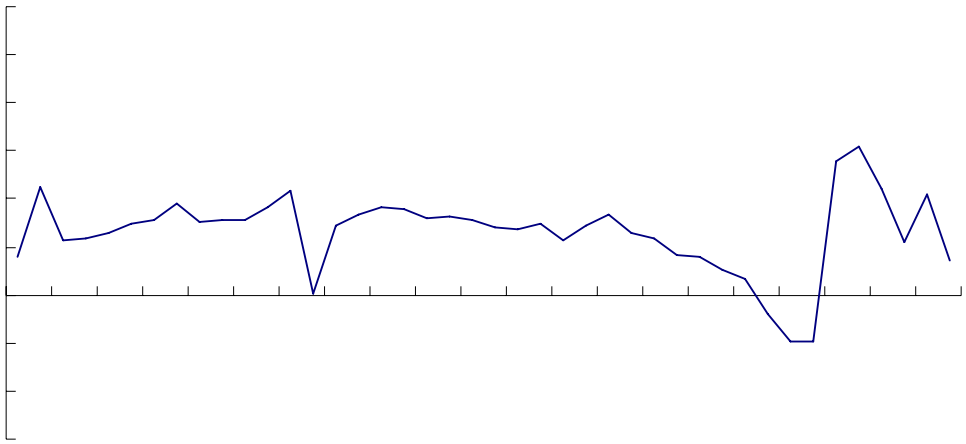



“ ”

	6						
	7						

				1-7

—

×

	6						
	7						

×

× × ×

	6				
/	7				

×

ﻫ Л ﺪ "Y

×

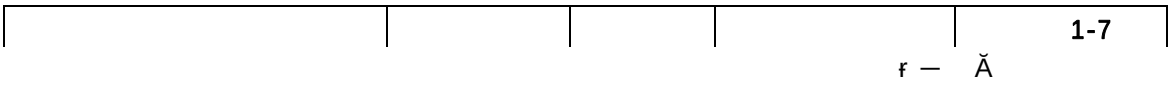
1-7
ғ — Ă

$$= \times \frac{}{+} + \times \frac{}{+} \times (-)$$

$$= + (( ) -) \times \beta$$

$$= \quad + (\ (\quad) - \quad) \times \beta + \beta$$

1% 21

1% ,

-1% 1%

$$= \times \frac{}{+} + \times \frac{}{+} \times (-)$$

\+ - -

/							

I							

					D=C/A × 100%

21					
22					
23					
24					

5 39,665.48

C

2007 3 26 2007 7 10

2007 009 2007

0019 1050 650 2006

13240200054 2006 13240200100

2007 009

2007 0019 2007 3 26 2012 3

26

[2008]170 2009 1 1

538

50

2009 1

1 2009 1 1